


HEADACHE RACK SET FOR POLARIS RANGER




Manufactured by:
Country Manufacturing, Inc.
P.O. Box 104
Fredericktown, OH 43019
PH: 740-694-9926
FAX: 740-694-5088

I. INTRODUCTION


The Headache rack set is designed so the side racks can be removed independently from the main rack that protects the glass on the rear of your cab.




Insert bolt with washer through the mounting plate.



Slide PVC spacer onto the bolt.



Screw the rubber expansion fastener on the bolt.



Continue threading the expansion fastener onto the bolt until it touches the PVC spacer. Set the rack onto the bed of your Ranger aligning the bolting holes of the bed to the bolt. Press down to insert the rack into the bolt holes. Lightly tighten the bolt to expand the rubber fastener which locks the rack onto the bed. **DO NOT OVER TIGHTEN THE MOUNTING BOLT!**

WARRANTY POLICY

Country Manufacturing, Inc., will, at its option, replace or repair, without charge to the original purchaser any part or parts manufactured by it and found upon examination, to be DEFECTIVE IN MATERIAL AND/OR WORKMANSHIP if received for such examination within 90 days from date of original purchase.

Damage resulting from accident, abuse or neglect are conditions under which warranty cannot be claimed. Nor will warranty apply to damage resulting from failure to follow the Manufacturer's instruction for operation and maintenance nor from the improper selection of a particular application.

All transportation charges on, and damages and loss incurred in connection with the transportation of, parts submitted for replacement or repair under this WARRANTY shall be borne by the purchaser.

No other warranties, guarantees, or liabilities, either implied or expressed, will be the responsibility of Country Manufacturing, Inc.